

Palladio

RANGE

DOOR COLLECTION



Finesse
WINDOWS

Designed, Manufactured and Fitted with Care

Dear Customer,

We are proud to present our new composite door. We think you will agree that it has been worth waiting for. It is by a long measure, in our opinion, the finest composite door on the market today. In ten years research and development we have left no stone unturned in our quest for the perfect product.

Our approach to this was innovative and radical. The composition of the door differs from all others in its MONOCOQUE structure. This structure gives it a massive strength-to weight ratio and is protected in Europe by patent number 1766176 (Patents in the USA and Canada pending). Apart from the monocoque design there are a lot of other innovative features to this door. For instance, we have designed and manufactured a hinge exclusively for this door, so it is visually concealed unlike the more commonly used flag hinge, which is unsightly. Our glazing system with beads that look like wood is also very attractive. As is evident from the following pages, our wood grain finish is superb, due to the fact that all our tooling is made in house. In a very unique process we replicate exactly the finish of a real oak door, 100% true to the original. Another feature of the door is its excellent U value rating of 0.205 as tested by the "Lambda" testing method.

In addition to this, all our glass is triple glazed and we use edgetech warm edge seals for the lowest U value possible of 0.7 .


We are dedicated to the pursuit of excellence and service to our loyal customers. We take this opportunity to thank you for your continued support. When we say the customer is king it is not an empty platitude, - we mean it!



Profile Developments

PALLADIO DOOR AND GLASS COLOUR INDEX

DOOR	GLASS	PAGE
Cairo CD	TG53 Red / TG63 Red / TG64 Red / TG65	25/26
Dublin	TG111 black / TG155 Blue / TG158 Black / TG159 Black	31
Edinburgh CD	TG100 / TG101 / TG102 / TG103 Red	11/12
Georgian CD Solid/ Georgian CD 2	TG7 Red / TG8 / TG9 Red / TG10 Red / TG11 / TG12 Black	1/2/3/4
Giza CD	TG60 / TG61 / TG62	34
London CD	TG80 Red / TG81	8
Palermo CD solid/ Palermo CD	TG21 / TG22 / TG23 / TG24 Black / TG104 Black / TG110 Red / TG151 / TG152 Black / TG154 Black	20/21/22/23/24
Paris CD	TG70 Red / TG71 / TG72 Red / TG73 Red / TG143 Black / TG145 Black / TG146 Black	5/6/7
Rome CD	TG90 / TG91 Blue / TG132 Black / TG133 Black / TG135 Black / TG136 Black	8/9/10
San Marco Solid/ San Marco CD	TG13 Blue / TG14 / TG15 / TG16 / TG157	15/16/17/18/19
San Tiago CD	TG59 Black	32
Seville CD	TG131 Red	10
Sunbeam 1 CD	TG35 Black / TG37 / TG38 Black and Red / TG39 / TG40 Black and Red / Geo Bar	27/28
Sunbeam 2 CD	TG36 Blue / TG41 / TG42 Black and Red / TG43 / TG44 Black and Red	27/28
T&G Solid CD/ T&G CD	TG45 Red / TG46 / TG47 / TG48 / TG66 Green / TG67 Red / TG68 / TG69 Green / Geo Bar	29/30
Viking	TG127 / TG128 Black / TG129	13/14
Sidepanels & Accessories		33/34
Specifications		35



Automated state of the art stacking system



Door manufacturing plant



Advanced robotics manufacturing



CNC routing machine



Door after routing operation

Glass Type - TG6 Fanlight



*Door Type - Georgian CD Solid
Glass Type - TG5
(Min. Glass Width 360 mm)*





Door Type - Georgian CD2

Glass Type - TG7

(Min. Glass Width 240 mm)




Door Type - Georgian CD2

Glass Type - TG8

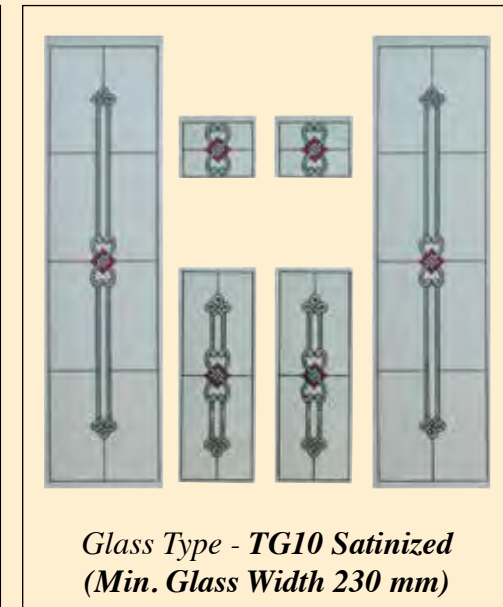
(Min. Glass Width 200 mm)



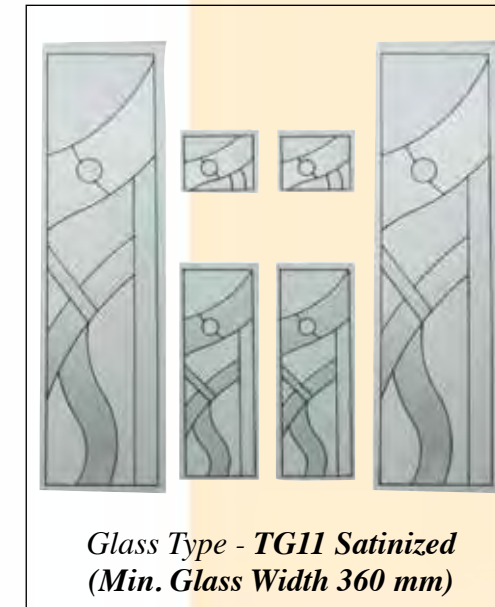
A fine example of our satinized glass for doors and sidelights. This product is produced in-house and is quite unique in its crystal-like appearance as is evident in the picture on the left.




Glass Type - TG9
(Min. Glass Width 200 mm)




Glass Type - TG10 Satinized
(Min. Glass Width 230 mm)



Glass Type - TG11 Satinized
(Min. Glass Width 360 mm)



Glass Type - TG12
(Min. Glass Width 360 mm)





*Door Type - Paris
Glass Type - TG143 Satinized
(Min. Glass Width 200 mm)*



*Door Type - Paris
Glass Type - TG146 Satinized
(Min. Glass Width 240 mm)*



*Door Type - Paris
Glass Type - TG145 Satinized
(Side Light Min. Glass Width 200 mm)*

All doors on this page available with Contemporary Cranked Pullbar Handle supplied with Winkhaus AV2 Heritage Locking Systems. Option of Fingerpull Escutcheon or Traditional Lever Handles also available.

Please Note - All doors on this page supplied with spy view as standard



Please Note - All doors on this page supplied with spy view as standard



Door Type - **Paris** Glass Type - **TG73 Satinized**
(Min. Glass Width 170 mm)




Door Type - **London** Glass Type - **TG80**
(Min. Glass Width 240 mm)




Door Type - **London**
Glass Type - **TG81**
(Min. Glass Width 170 mm)

Please Note - All doors on this page supplied with spy view as standard

Door Type - **Rome**
Glass Type - **TG91 Satinized**
(Min. Glass Width 180 mm)



Glass Type - **TG70**
(Min. Glass Width 240 mm)



Glass Type - **TG71**
(Min. Glass Width 170 mm)



Door Type - **London**
Glass Type - **TG81**
(Min. Glass Width 170 mm)

Please Note - All doors on this page supplied with spy view as standard


Door Type - **Rome**
Glass Type - **TG91 Satinized**
(Min. Glass Width 180 mm)

Door Type - **Paris**
Glass Type - **TG72 Satinized**
(Min. Glass Width 240 mm)



Door Type - **Rome** Glass Type - **TG90**
(Min. Glass Width 170 mm)

All doors on this page available with Contemporary Cranked Pullbar Handle supplied with Winkhaus AV2 Heritage Locking Systems. Option of Fingerpull Escutcheon or Traditional Lever Handles also available.





Door Type - Rome

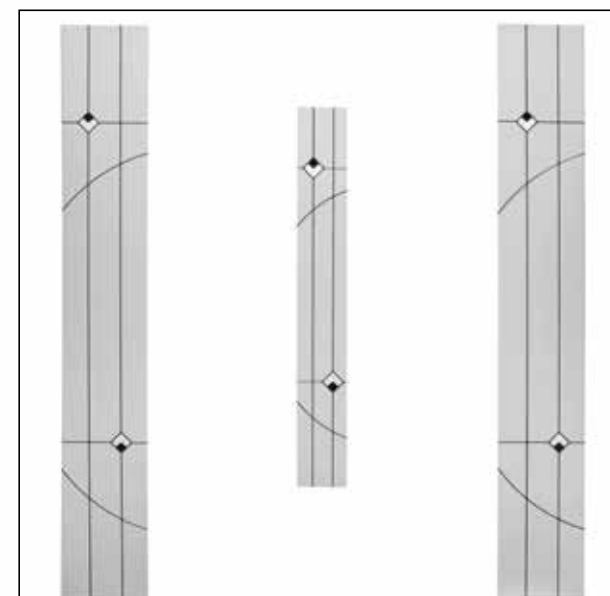
Glass Type - TG132 Satinized

(Min. Glass Width 200 mm)



All doors available with Contemporary Cranked Pullbar Handle supplied with Winkhaus AV2 Heritage Locking Systems. Option of Fingerpull Escutcheon or Traditional Lever Handles also available.

Please Note - All doors excluding the Seville supplied with spy view as standard



Glass Type - TG135 Satinized
(Min. Glass Width 200 mm)



Door Type - Rome

Glass Type - TG133 Satinized

(Min. Glass Width 200 mm)



Door Type - Seville

Glass Type - TG131 Satinized

(Min. Glass Width 200 mm)




Door Type - Rome

Glass Type - TG136 Satinized

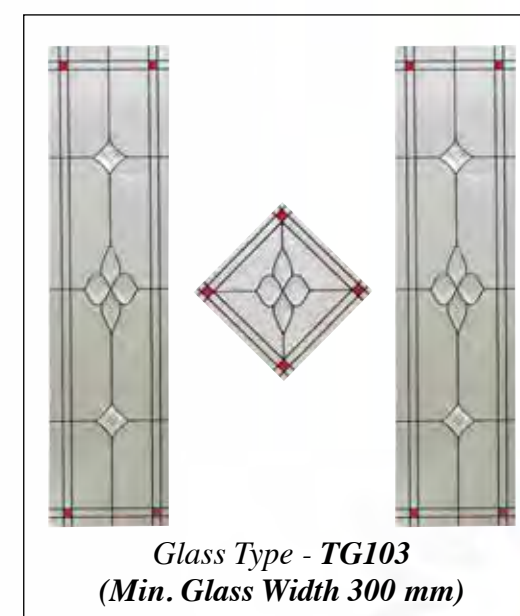
(Min. Glass Width 160 mm)




*Door Type - Edinburgh
Glass Type - TG100
(Min. Glass Width 280 mm)*




*Door Type - Edinburgh
Glass Type - TG102
(Min. Glass Width 200 mm)*



*Glass Type - TG103
(Min. Glass Width 300 mm)*



*Glass Type - TG101
(Min. Glass Width 290 mm)*



Door Type - Viking

Glass Type - TG129 Satinized

(Min. Glass Width 300 mm)



Door Type - Viking

Glass Type - TG128 Satinized

(Min. Glass Width 200 mm)



Door Type - Viking

Glass Type - TG127 Satinized

(Min. Glass Width 260 mm)


High Security Finger Pull Escutcheon created to compliment both contemporary and period door designs. The cylinder is protected behind a steel security shield with a reduced risk of cylinder attack, snapping or drilling.

All doors on this page excluding the San Marco available with Curved or Pullbar Handle supplied with Winkhaus AV2 Heritage Locking Systems. Option of Fingerpull Escutcheon or Traditional Lever Handles also available.






*Door Type - San Marco CD
Glass Type - TG13 Satinized
(Min. Glass Width 360 mm)*



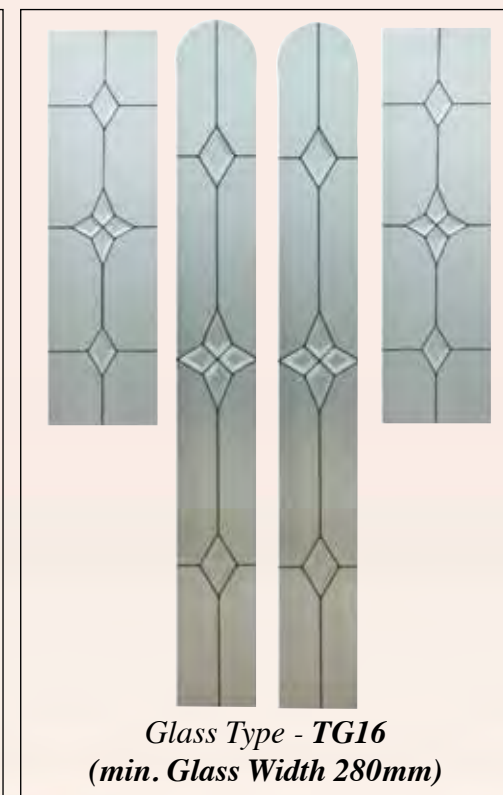
Door Type - San Marco CD

Glass Type - TG14


(Min. Glass Width 240 mm)



*Glass Type - TG15
(min. Glass Width 200mm)*



*Glass Type - TG16
(min. Glass Width 280mm)*




Glass Type - TG17 Fanlight




Door Type - San Marco CD
Glass Type - TG13 Satinized



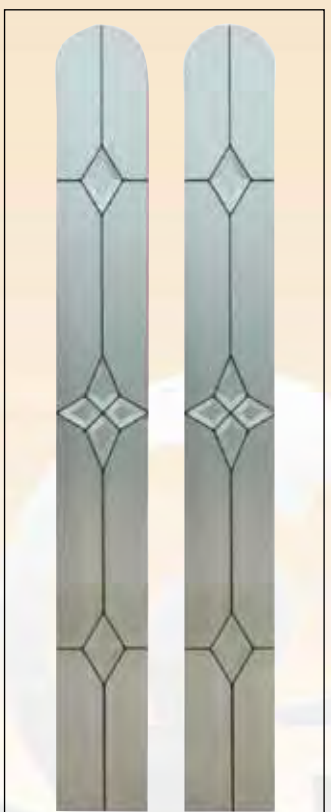
Door Type - San Marco CD Solid



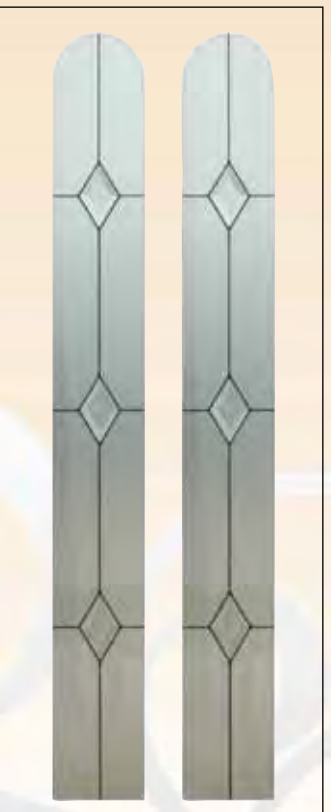
Door Type - San Marco CD Solid



Glass Type - TG14



Glass Type - TG16

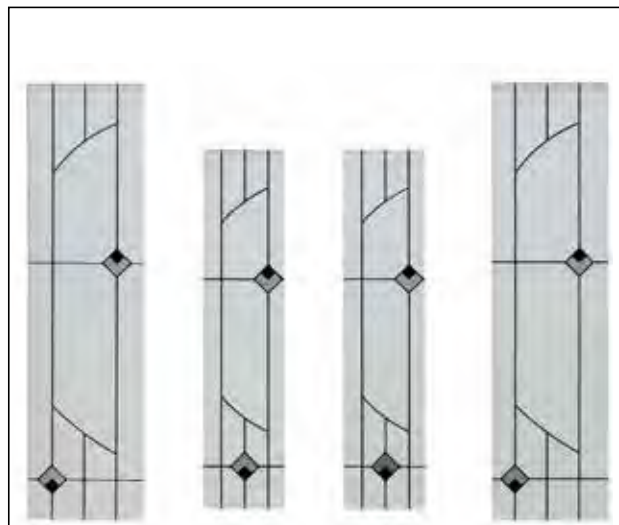



Glass Type - TG15



Door Type - **San Marco** Glass Type - **TG157 Satinized**
(Min. Glass Width 200 mm)

There is also an option of the very latest in security from Yale, Keyfree combines peace of mind with convenience by allowing you access and protect your property without the need of a key. Instead you can securely lock and unlock your home either by using a remote a control fob or by entering your own personal code into a built in keypad on your door.



Glass Type - **TG154 Satinized**
(Min. Glass Width 240 mm)



Door Type - **Palermo** Glass Type - **TG152 Satinized**
(Min. Glass Width 235 mm)



Door Type - **Palermo**
Glass Type - **TG151 Satinized**
(Min. Glass Width 235 mm)




Doctors Knocker PVD Finish (optional extra)




Door Type - Palermo CD
 Glass Type - TG110 Satinized
 (Min. Glass Width 240 mm)



Door Type - Palermo CD
 Glass Type - TG104
 (Min. Glass Width 360 mm)



Door Type - Palermo CD
 Glass Type - TG23
 (Min. Glass Width 280 mm)



Glass Type - TG24
 (Min. Glass Width 360 mm)



Glass Type - TG21 Satinized
 (Min. Glass Width 360 mm)



Glass Type - TG22
 (Min. Glass Width 360 mm)

Glass Type - TG116 Fanlight



*Door Type - Palermo CD Solid
Glass Type - TG114
(Min Glass Width - 320mm)*



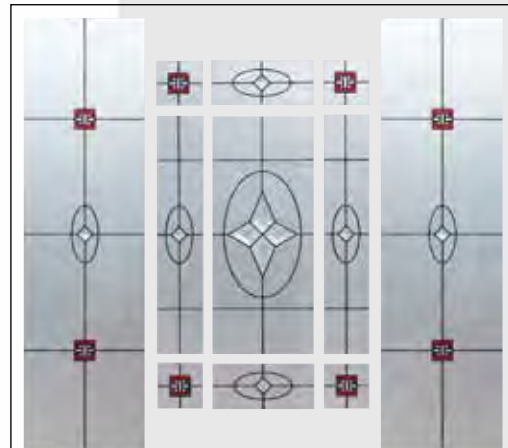
*Glass Type -
TG118 Fanlight
Satinized*



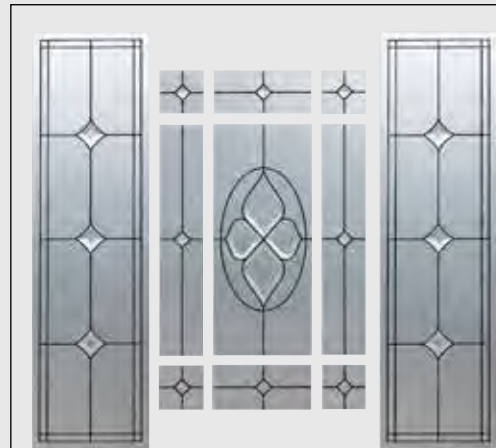
*Door Type - Palermo CD Solid
Glass Type - TG117 Satinized
(Min Glass Width - 280mm)*



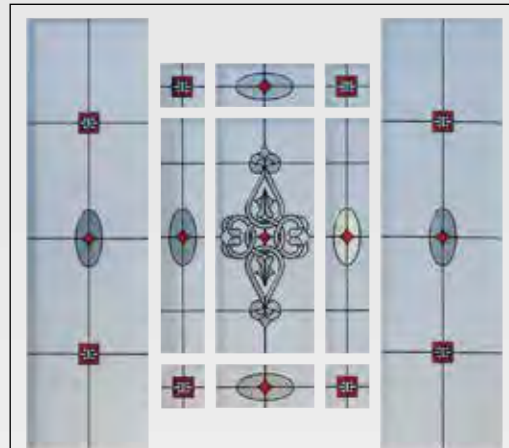
Door Type - Cairo Glass Type - TG63 Satinized
(Min. Glass Width 160 mm)



Glass Type - TG64
(Min. Glass Width 160 mm)



Glass Type - TG65
(Min. Glass Width 160 mm)



Glass Type - TG63 Satinized
(Min. Glass Width 160 mm)



Door Type - Cairo Glass Type - TG53 Satinized
(Min. Glass Width 160 mm)





Door Type - Sunbeam 1 CD

Glass Type - TG35

(Min. Glass Width 220 mm)



Door Type - Sunbeam 2 CD

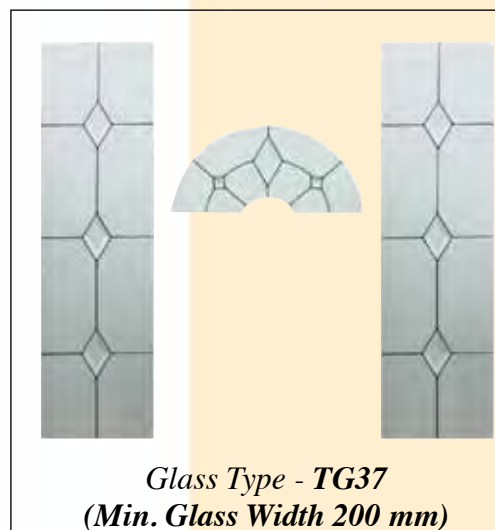
Glass Type - TG36 Satinized

(Min. Glass Width 230 mm)



Door Type - Sunbeam 1 CD


Glass Type - GEORGIAN BAR



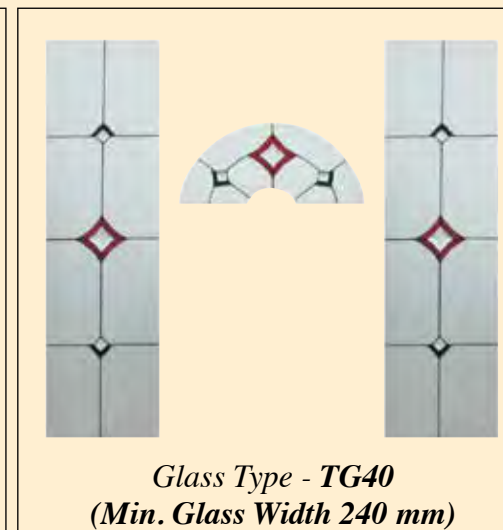
Glass Type - TG37
(Min. Glass Width 200 mm)



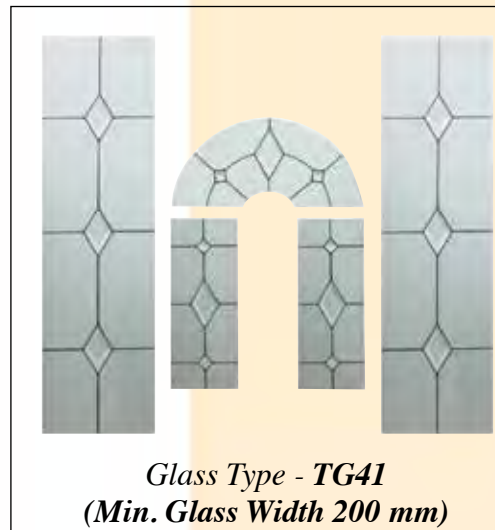
Glass Type - TG38
(Min. Glass Width 220 mm)




Glass Type - TG39
(Min. Glass Width 240 mm)



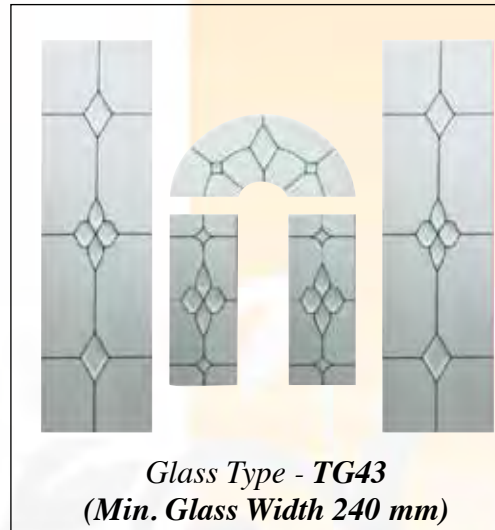
Glass Type - TG40
(Min. Glass Width 240 mm)




Glass Type - TG41
(Min. Glass Width 200 mm)




Glass Type - TG42
(Min. Glass Width 220 mm)



Glass Type - TG43
(Min. Glass Width 240 mm)



Glass Type - TG44
(Min. Glass Width 240 mm)






Door Type - **T&G Solid** Glass Type - **TG66**
 (Min. Glass Width 240 mm)



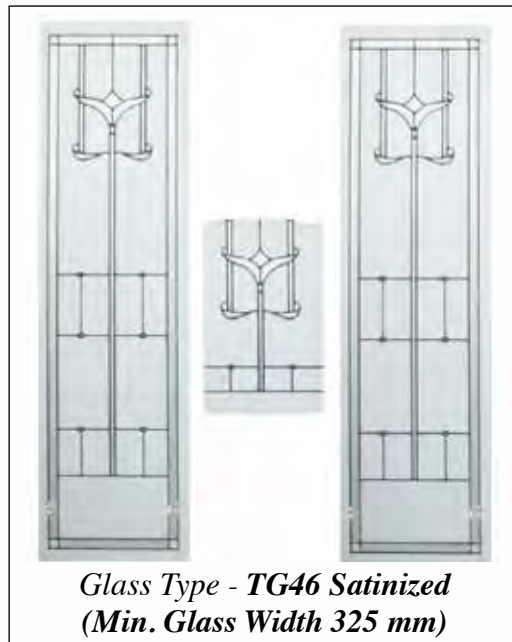
Door Type - **T&G CD** Glass Type - **TG45**
 (Min. Glass Width 300 mm)



Glass Type - **TG67 Satinized**
 (Min. Glass Width 230 mm)



Glass Type - **TG69**
 (Min. Glass Width 240 mm)




Glass Type - **TG46 Satinized**
 (Min. Glass Width 325 mm)

*T&G Light Oak.
 This door demonstrates
 our distinctive woodgrain
 effect.*

*Please Note - T&G Solid available
 with spy view fitted as standard or with
 a spy view knocker as an optional extra*




Door Type - **T&G Solid**
 Glass Type - **TG68**
 (Min. Glass Width 220 mm)





Glass Type - **TG47**
 (Min. Glass Width 280 mm)



Door Type - **T&G CD** Glass Type - **TG48**
 (Min. Glass Width 300 mm)





All doors on this page available with Contemporary Curved or Pullbar Handle supplied with Winkhaus AV2 Heritage Locking Systems. Option of Fingerpull Escutcheon or Traditional Lever Handles also available.

Accessories




This photograph shows the exquisite detail of the woodgrain effect on this door.



Door Type - Naples CD

Obscure Glass



Stippolyte



Minster


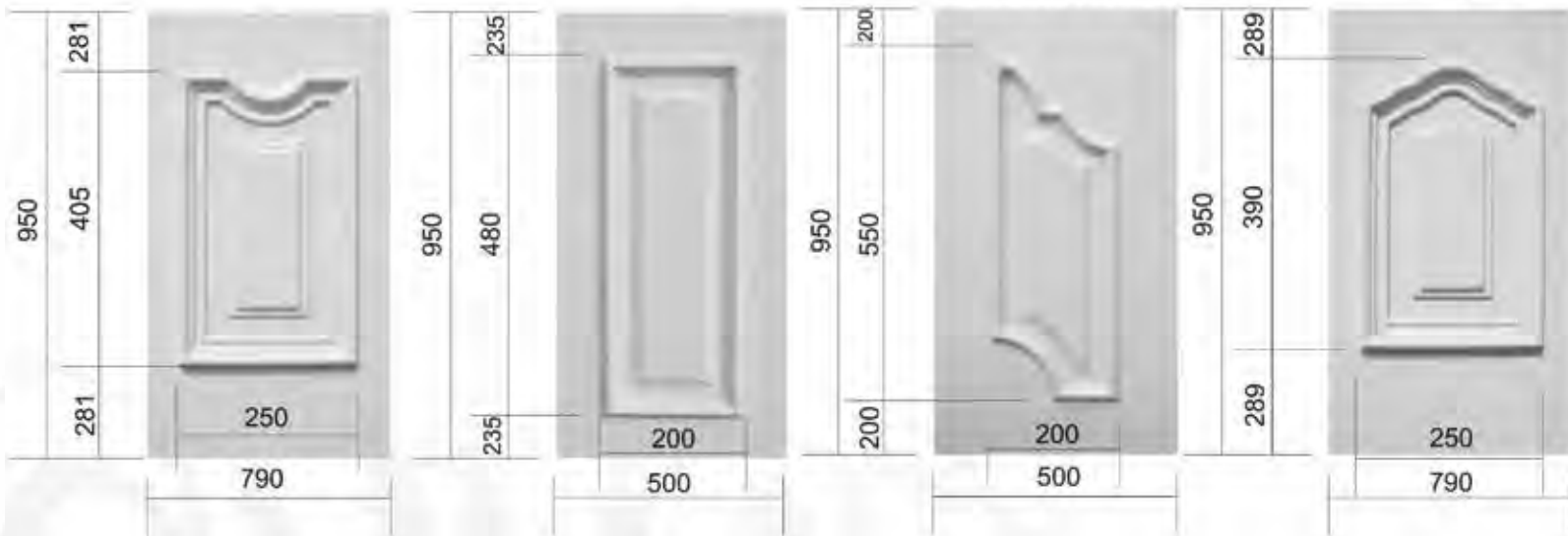
Side panels

½ Pompeii CD

½ Glin CD

½ LH Bordeaux CD
½ RH Bordeaux CD

½ Carthage CD



Door Type - Giza

Threshold Options



Stormguard Low Aluminium Threshold
Distance from bottom of door leaf to bottom of threshold - 20mm



Stormguard Plus Threshold
Distance from bottom of door leaf to bottom of threshold - 38mm




77mm uPVC Full Frame Threshold
Distance from bottom of door leaf to bottom of threshold - 48mm



57mm uPVC Low Threshold
Distance from bottom of door leaf to bottom of threshold - 28mm

Door Furniture

Gold, Chrome, Black, White, Satin Silver and Bright Bronze



Specifications

Composite	65mm fibreglass reinforced Monocoque Composite Door, Patented Design protected in Europe by patent no 1766176, Canadian and US Pending		
Door Colours	White, Cream, Red, Blue, Green, Bog Oak, Rosewood, Anthracite Grey, Chartwell Green and Light Oak		
Double Rebate	Double rebate using two seals achieving Excellent draught proofing		
Single Door Slab Size	Min. 782 mm x 1855 mm Max. 910 mm x 2095 mm	Single Door With Frame Min. 878 mm x 1951 mm Max. 1006 mm x 2191 mm	
	Please Note: with low Stormguard Plus threshold, max height 2181mm, min 1942mm with low Stormguard threshold, max height 2163mm, min 1923mm With 57mm uPVC threshold, max height 2171mm, min 1931mm		
Warning	Doors fitted with Winkhaus AV2 lock, it is recommended to have a PVC Threshold only, Not A Low Aluminium Threshold Double doors are recommended to have a PVC Threshold only, Not A Low Aluminium Threshold		
U Value rating	Door body U Value - 0.205, Triple glaze U value - 1.1, combined U value - 0.64 Solid Door U Value including frame - 0.85 / Glazed Door U Value including frame - 0.98		
Glazing beads	Designed to be removed internally		
Triple Glazing	Triple glazed units using warm edge, available in all doors. Backing glass, available as standard in Clear, Cotswold, Minister, Stippolite and Flemish. * other obscure glass available optional extra (time delay). Please note Pompeii, Carthage and Bordeaux available double glazed with Georgian bar only. All satinized triple glazed units available with clear glass only.		
Lock type	2 hook 2 shootbolt 2 roller and deadlatch / Winkhaus AV2 Heritage lock optional extra / PAS 23/24 Approved Thumb turns to be used with the AV2 Winkhaus lock All door furniture and locks have a 12 month guarantee		
Door numerals	Supply only available 0-9 in Gold, Chrome, Black and Satin Silver		
Warning	In the event of a door being fitted behind a Glazed Patio Door, the area needs to be well vented to prevent the excessive build up of heat. Satinized and flemish glass may have imperfections as the raw material is prone to slight flaws or blemishes		
Hardware	High quality handle, letter plate, door knocker solid or with spyview MANUFACTURED TO BS 7412		
Hardware Colour	Gold, Chrome, Black, White, Satin Silver and Bright Bronze. Door knobs supply only Gold and Chrome.		
Handle type	Lever / Lever	Lever / Pad	BS 7412 and BS 1670:1998
Hinge type	Rebated hinge available White, Caramel, Black and Cream		
PVC outerframe option extra*	70mm with galvanized steel reinforcing		
PVC outerframe & Sidelight colour	White, Cream, Red, Blue, Bog Oak, Green, Rosewood, Light Oak, Chartwell Green and Anthracite Grey available using 28mm triple glazed sidelights		
Threshold	Extra strong - standard and low thresholds available		
	Please note, owing to the photographic and printing process used, colour may vary from the printed brochure.		

With your security and safety in mind



Fig. 1



Fig. 2

Above all we are a design and innovation lead company, and this will always shine through in the finished product.

We start with the project design then manufacture the machine we require and finally manufacture the product

Figure 1 shows the oak pattern from which the final mould will be produced.

Figure 2 shows finished door from the original tooling.

Figure 3 is a good example of bad tooling design that lacks character.

On the other hand compare this to Figure 4 which you can judge for yourself.


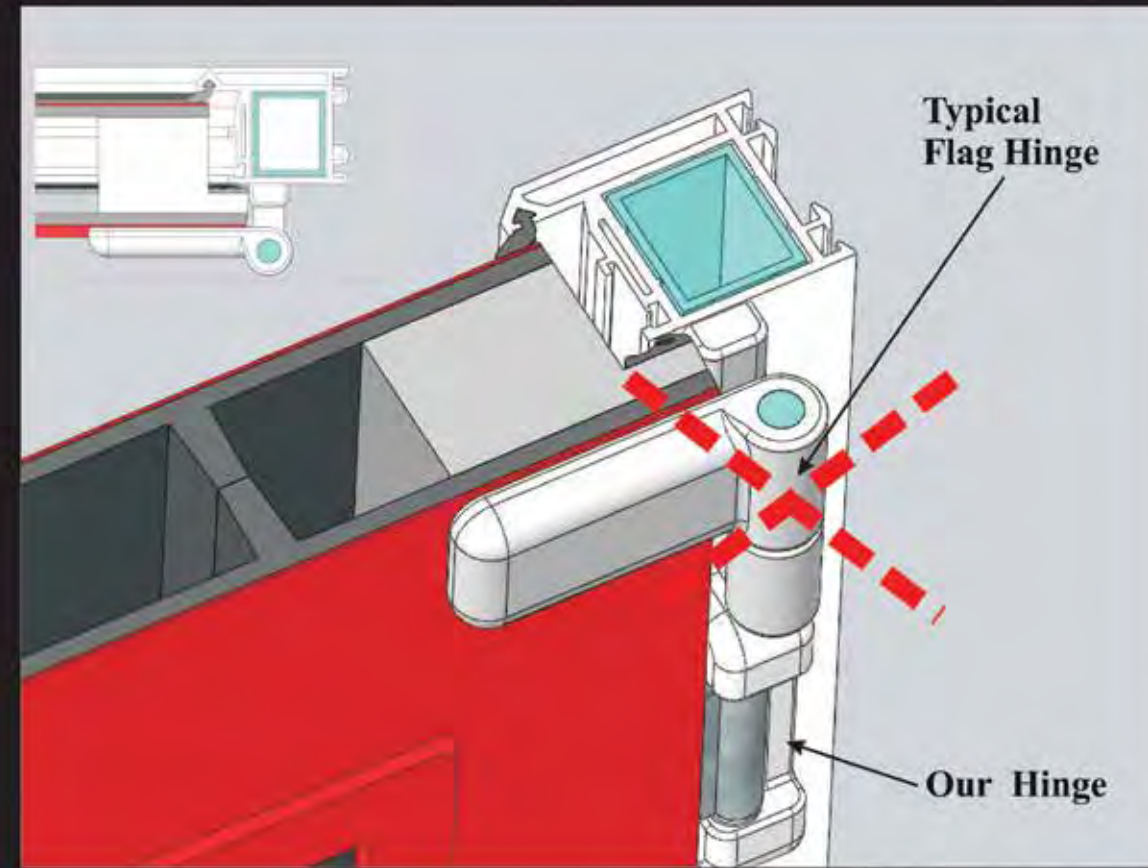
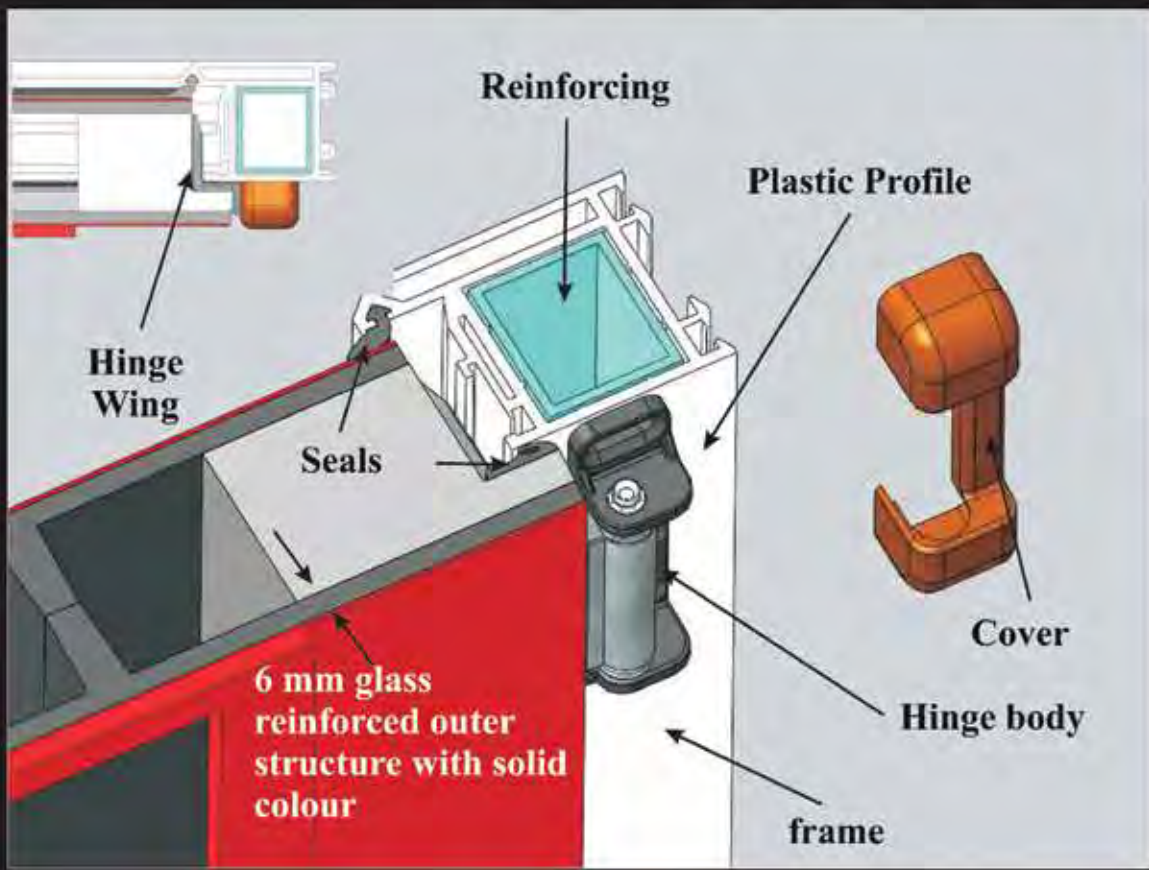


Fig. 3



Fig. 4



This 3D generated photo demonstrates the advantage of our unique hinge. As is evident from the above picture, this hinge is not attached to the outside of the door, and therefore enhances the appearance of the door, unlike a more conventional flag hinge - as seen on the right. Double seal and rebate.



Here you see our superior MONOCOQUE structure and the advantage it holds over its competitors as demonstrated on the opposite page.



The picture above shows conventional composite doors, comprised of two 2mm skins bonded to a foam core.



To dispel any lingering doubt you may have, we have carried out our own rudimentary test using a 4x4 vehicle.

Palladio Door Security Video
 Palladio Door Manufacturing Video
 and to see the full Range
 Log onto

www.PalladioCollection.com



Palladio

RANGE

DOOR COLLECTION

Finesse
WINDOWS

Finesse Windows Ltd
39 Melchett Rd, Kings Norton Business Centre
Birmingham, B30 3HP

Tel: 0121 451 3724

www.finesse-windows.co.uk

